



# YETDA INDUSTRY LTD.

## 2.3" SINGLE DIGIT RED ALPHANUMERIC DISPLAY

### S-23011RUF21-H

#### DESCRIPTION

- \* 2.3" (56.8mm) Inch Digit Height.
- \* High Bright Red Display.
- \* Grey Face and White Segment Color.
- \* Common Cathode.

#### ABSOLUT MAXIMUM RATINGS AT Ta=25°C

Parameter		UNIT
Power Dissipation Per Seg.	80	mW
Power Dissipation Per Dot	40	
Peak Forward Current Per Seg. & Dot	60	mA
Forward current Per Seg. & Dot (Static)	20	mA
Reverse Voltage Per Seg.	10	V
Reverse Voltage Per Dot	5	
Operation Temperature Range	-25°C TO +80°C	°C
Storage Temperature Range	-25°C TO +100°C	°C
Lead Soldering Temperature	260°C for 3 seconds 1.6mm(1/16 inch) from body	

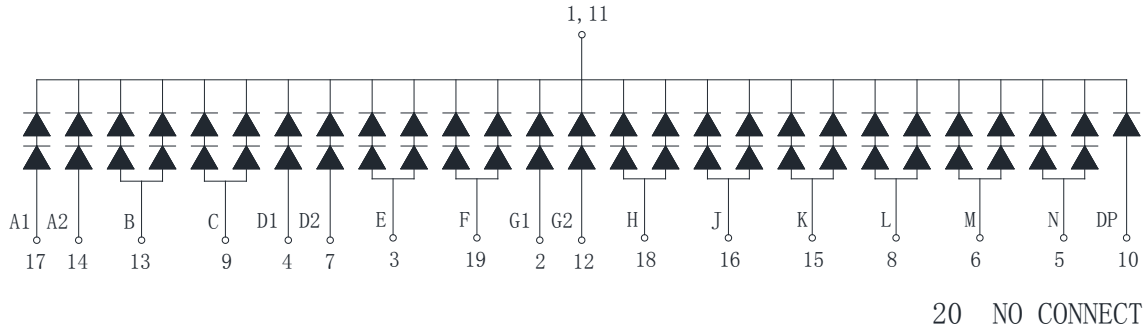
#### ELECTRICAL/OPTOTICAL CHARACTERISTIC AT Ta=25°C

PARAMETER	SYMBOL	MIN.	TYP.	MAX.	UNIT	CONDITION
Average Luminous Intensity	Iv	240		300	mcd	If=20mA
Emission Wavelength	$\lambda d$	620	625		nm	If=20mA
Forward Voltage Per Seg.	Vf		4.0	4.6	V	If=20mA
Forward Voltage Per Dot			2.0	2.3		
Reverse Current Per Seg.	Ir			10	uA	Vr=5V
Luminous Intensity Matching Ratio	Iv-m	2 : 1				If=20mA

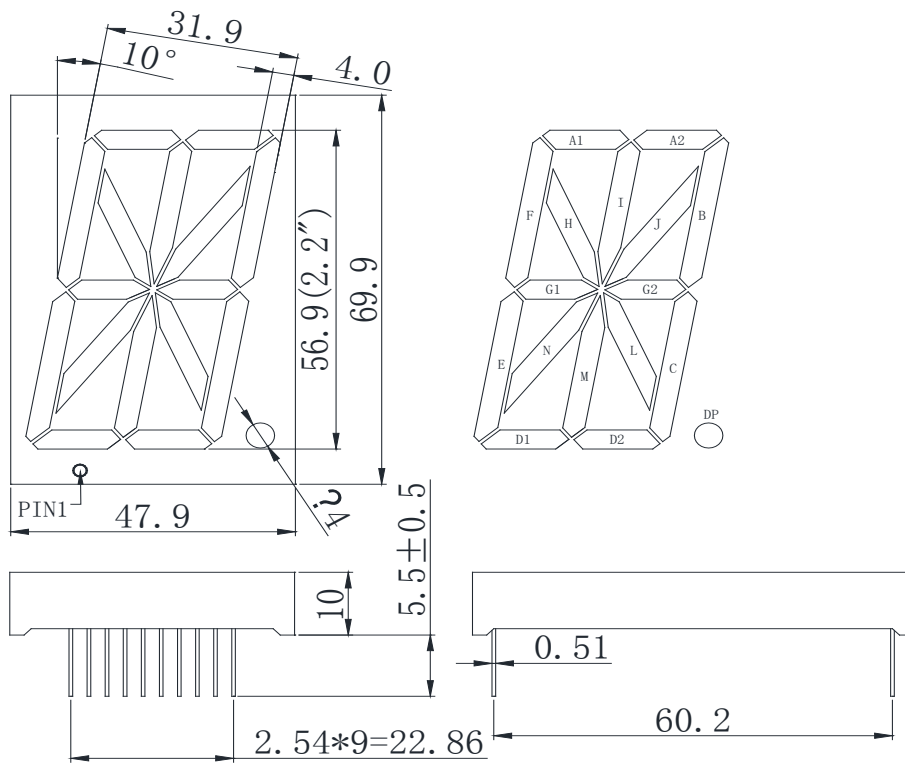


YETDA INDUSTRY LTD.

### P.C.B. Pin Connection



### Reflector Dimensions



Unit:mm



# YETDA INDUSTRY LTD.

Fig1. Forward Current VS. Forward Voltage

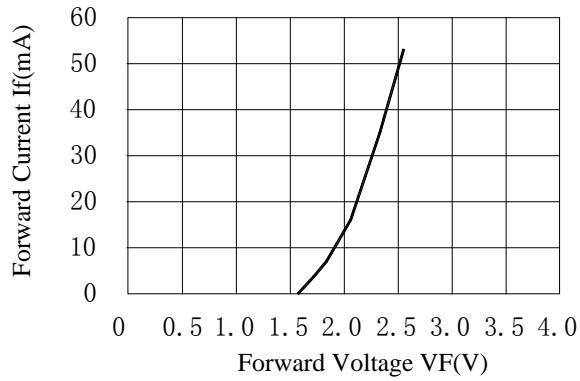


Fig2. Relative Intensity VS. Forward Current

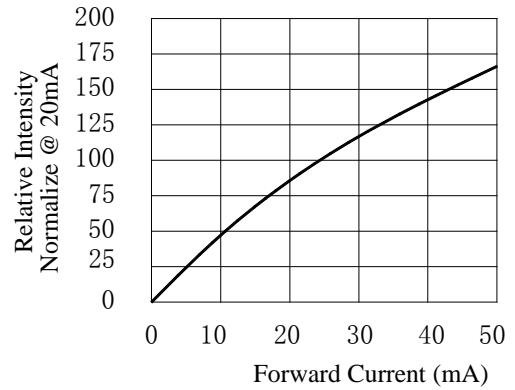


Fig3. Forward Voltage VS. Temperature

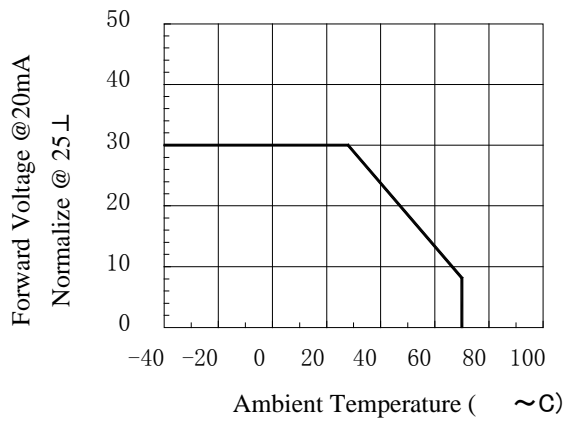


Fig4. Relative Intensity VS. Temperature

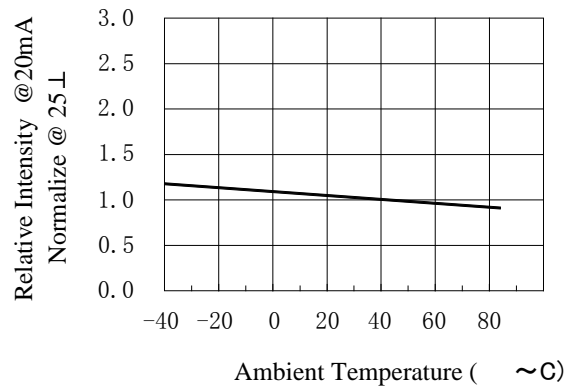
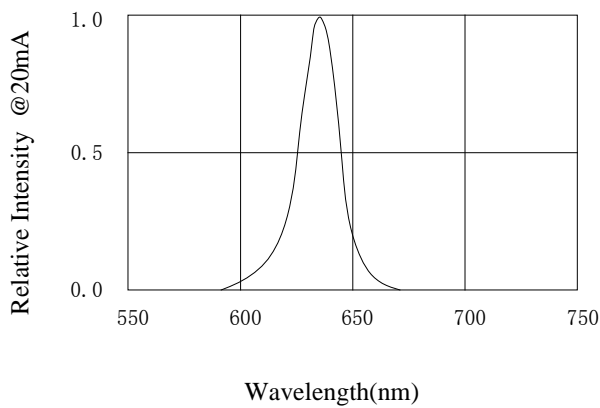


Fig5. Relative Intensity VS. Wavelength





# YETDA INDUSTRY LTD.

## •Soldering:

### 1. Manual of soldering

The temperature of the iron tip should not be higher than 260 °C and

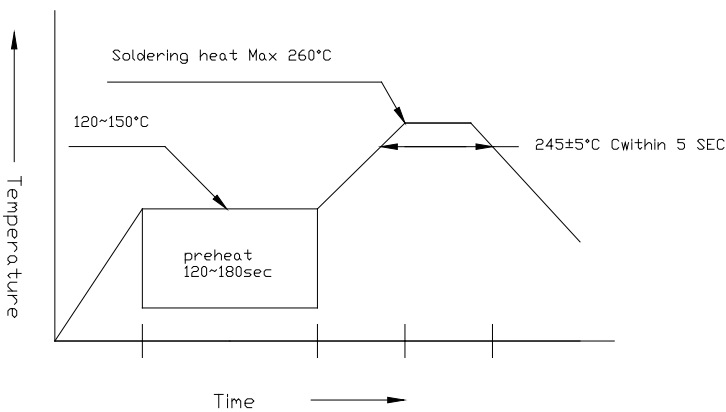
Soldering within 3 seconds per solder-land is to be observed

### 2. DIP soldering (Wave Soldering):

Preheating: 120

°C ~ 150°C within 5 sec. 260°C (Max)

Gradual Cooling (Avoid quenching)



### 3. Reflow Soldering

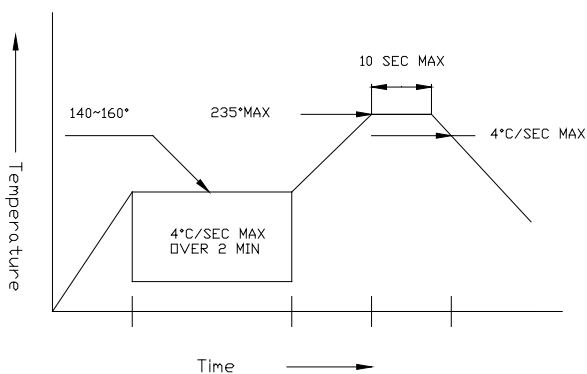
Preheating: 140

°C ~ 160°C ±5°C, within 2 minutes.

Operation heating: 235

°C (Max) within 10 seconds (Max)

Gradual Cooling (Avoid quenching)



## •Handling:

Care must be taken not to cause to the epoxy resin portion of Yetda LEDS while it is exposed to high temperature.

Care must be taken not rub the epoxy resin portion of Yetda LEDS with hard or sharp article such as the sand blast and the metal hook