

PRODUCT SPECIFICATION

Model No.: FYLS-5611BUG-21

| Descriptions & Features: |
|--|
| <ul style="list-style-type: none"> ■ 0.56 Inch (14.20mm) digit height, Single Digit SMD Display ■ Common Anode ■ Emitting Color : Ultra Green ■ Chip Material:AlGaInP ■ Gray Face ■ White Diffused Segment |



| CUSTOMER APPROVED SIGNATURES | APPROVED BY | CHECKED BY | PREPARED BY |
|------------------------------|-------------|------------|-------------|
| | | | |

NINGBO FORYARD OPTOELECTRONICS CO.,LTD

Add:NO.115 Qixin Road Ningbo Zhejiang China

Zip:315051

Tel: 0086-574-87933652 87927870 87922206

Fax: 0086-574-87927917

E-mail:Sales@foryard.com (General)

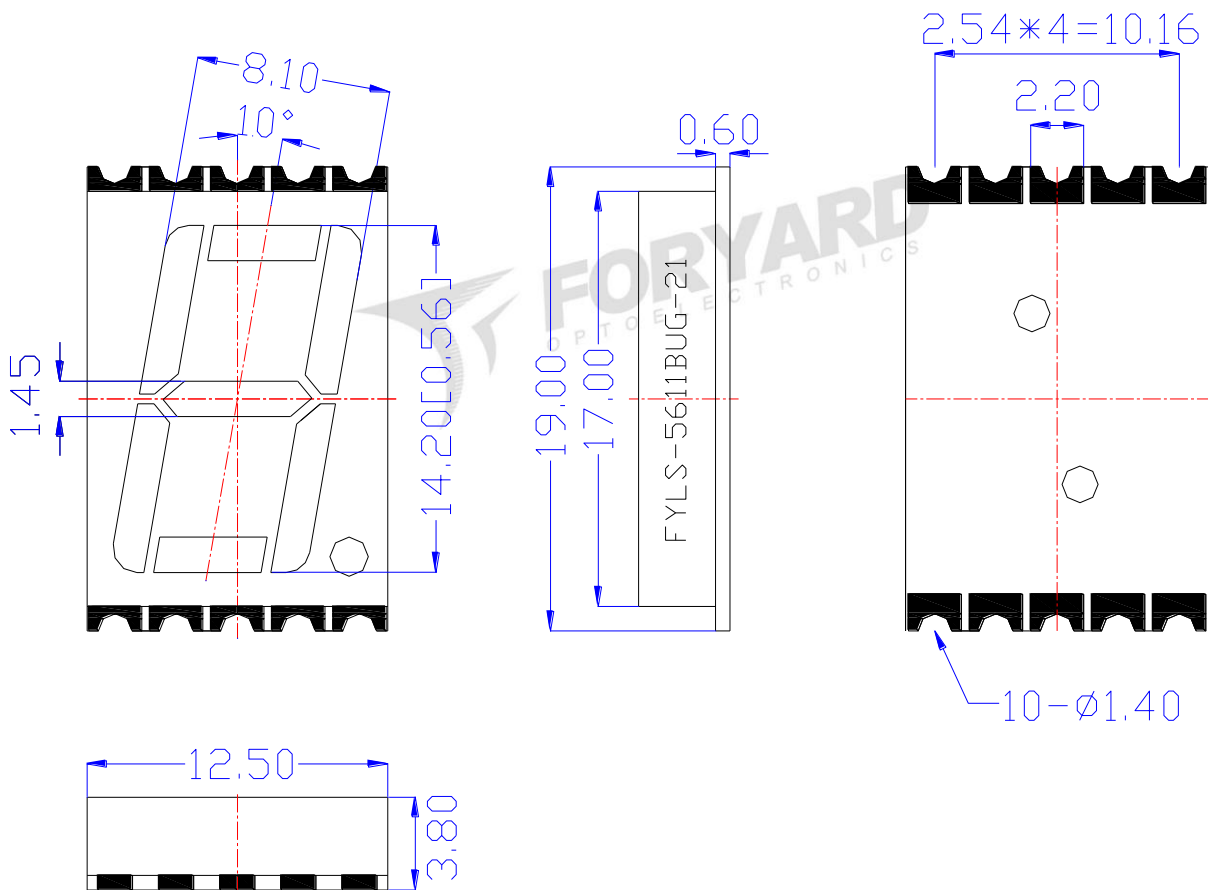
[Http://www.foryard.com](http://www.foryard.com)

Model No.: FYLS-5611BUG-21

Features -

1. 0.40 inch (10.00mm) digit height.
2. RoHS compliant.
3. Low current operation.
4. Low power consumption.
5. Easy mounting on P.C. board.

Mechanical Dimensions

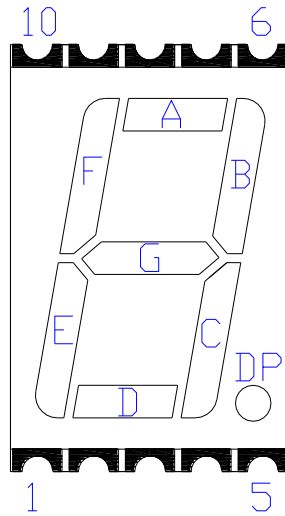


Notes:

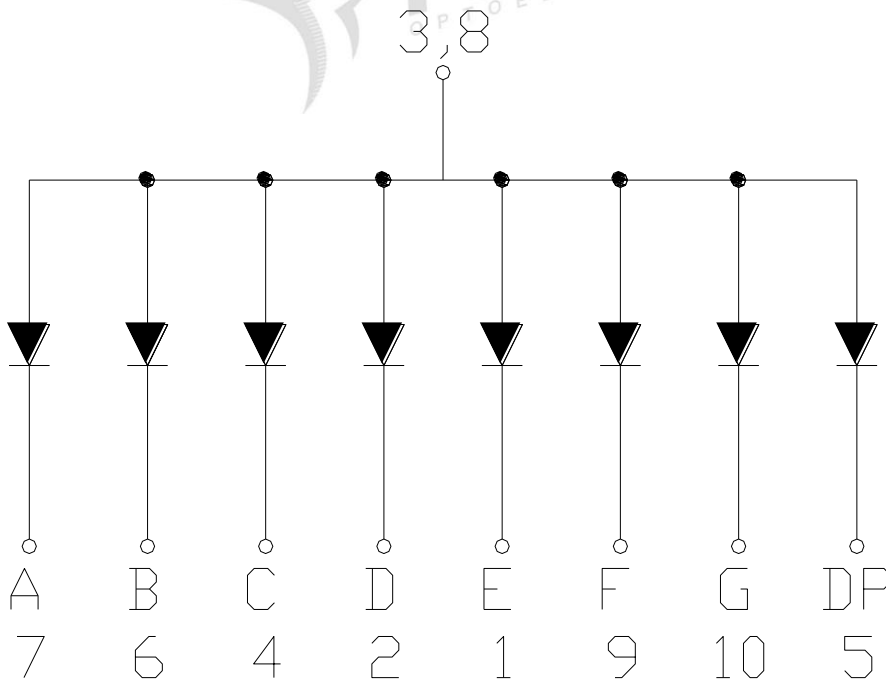
1. All dimensions are in millimeters (inches)
2. Dimension in millimeter [inch], tolerance is ± 0.25 [.010] and angle is $\pm 1^\circ$ unless otherwise noted.
3. Bending \leq Length * 1%.
4. The specifications, characteristics and technical data described in the datasheet are subject to change without prior notice.

Model No.: FYLS-5611BUG-21

■ All Light On Segments Feature & Pad Position



■ Internal Circuit Diagrams



Model No.: FYLS-5611BUG-21

■ Absolute maximum ratings

(Ta=25°C)

| Parameter | Symbol | Test Condition | Value | | Unit |
|-----------------------|--------|-----------------|-------|-----|------|
| | | | Min | Max | |
| Reverse Voltage | VR | IR=30 | 5 | — | V |
| Forward Current | IF | — | — | 30 | mA |
| Power Dissipation | Pd | — | — | 100 | mW |
| Pulse Current | Ipeak | Duty=0.1mS,1KHz | — | 150 | mA |
| Operating Temperature | Topr | — | -40 | +85 | °C |
| Storage Temperature | Tstr | — | -40 | +85 | °C |

■ Electrical-Optical Characteristics

● Color Code & Chip Characteristics:(Test Condition:IF=20mA)

(Ta=25°C)

| Emitting Color | | Dice Material | Peak Wave Length(λ_p) | Spectral Line halfwidth($\Delta\lambda_{1/2}$) | Forward Voltage(VF) Unit:V | | Luminous Intensity (Iv) Unit:mcd |
|---|-------------|---------------|---------------------------------|--|-------------------------------|------|-------------------------------------|
| | | | | | Typ | Max | |
| UG | Ultra Green | AlGaInP | 570nm | 20nm | 1.90 | 2.50 | 30-60 |
| Segment-to-Segment Luminous Intensity ratio(Iv-M) | | | | | 1.5:1 | | |

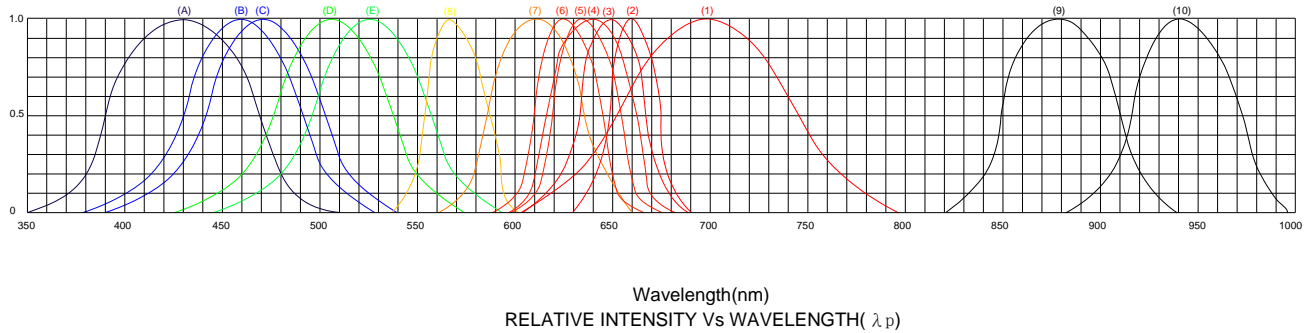
Note:

- 1.Luminous Intensity is based on the Foryard standards.
- 2.Pay attention about static for InGaN

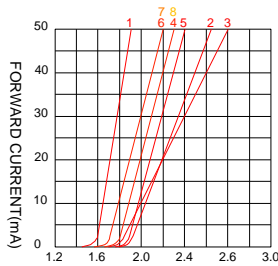
Model No.: FYLS-5611BUG-21

Typical Electrical / Optical Characteristics Curves

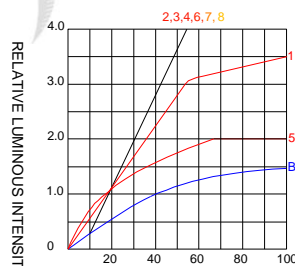
(Ta = 25°C Unless Otherwise Noted)



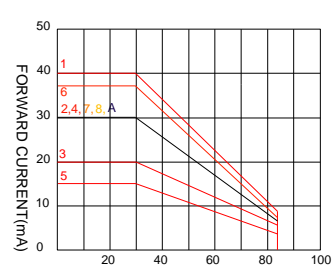
- | | |
|--------------------------------|------------------------------------|
| (1)-GaP 700nm/Red | (9)-GaAlAs 880nm |
| (2)-AlGaAs/SH 660nm/Hi Red | (10)-GaAs/GaAs & GaAlAs/GaAs 940nm |
| (3)-AlGaAs/DH 650nm/Super Red | (A)-GaN/SiC 430nm/Blue |
| (4)-AlGaInP/640nm/Ultra Hi Red | (B)-InGaN/SiC 460nm/Blue |
| (5)-AlGaInP/635nm/Ultra Red | (C)-InGaN/SiC 470nm/Blue |
| (6)-GaAlP/AlGaInP/625nm/Orange | (D)-InGaN/SiC 505nm/Ultra Green |
| (7)-GaAsP/AlGaInP 610nm/Amber | (E)-InGaN/SiC 525nm/Ultra Green |
| (8)-GaP 570nm/Yellow Green | |



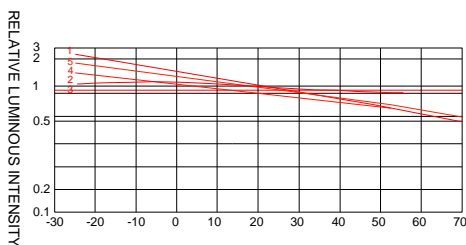
FORWARD VOLTAGE(Vf)
FORWARD CURRENT VS.
FORWARD VOLTAGE



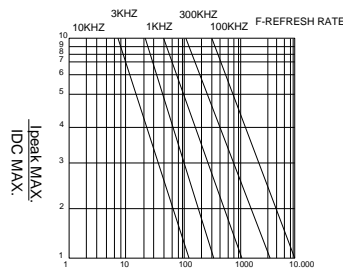
FORWARD CURRENT (mA)
RELATIVE LUMINOUS
INTENSITY VS FORWARD
CURRENT



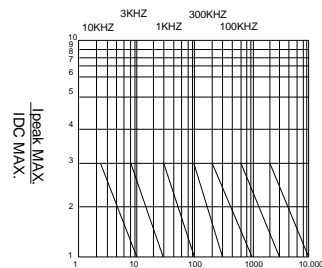
AMBIENT TEMPERATURE Ta(°C)
FORWARD CURRENT VS. AMBIENT
TEMPERATURE



**AMBIENT TEMPERATURE
Ta(°C)**



**tp-PULSE DURATION uS
(1,2,3,4,6,8,B,D,J,K)**



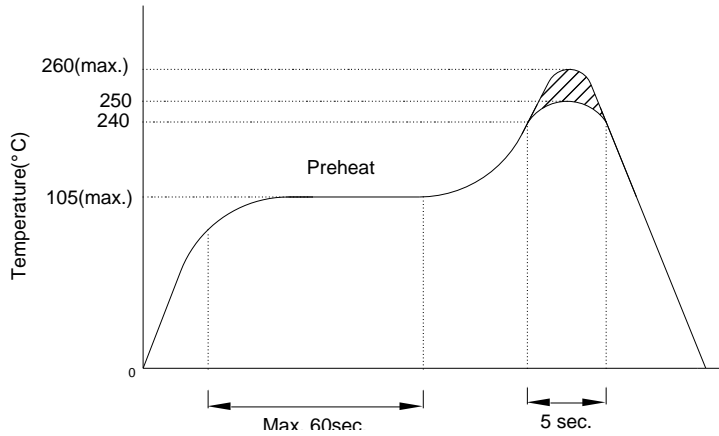
**tp-PULSE DURATION uS
(5)**

NOTE:25°C free air temperature unless otherwise specified

Model No.: FYLS-5611BUG-21

■ Precautions For Use -

1. Recommended Soldering conditions Wave Soldering



2. Soldering Iron

Basic SPEC. is ≤ 5 sec. When 260°C. If temperature is higher, time should be shorter (+10°C → -1sec.).

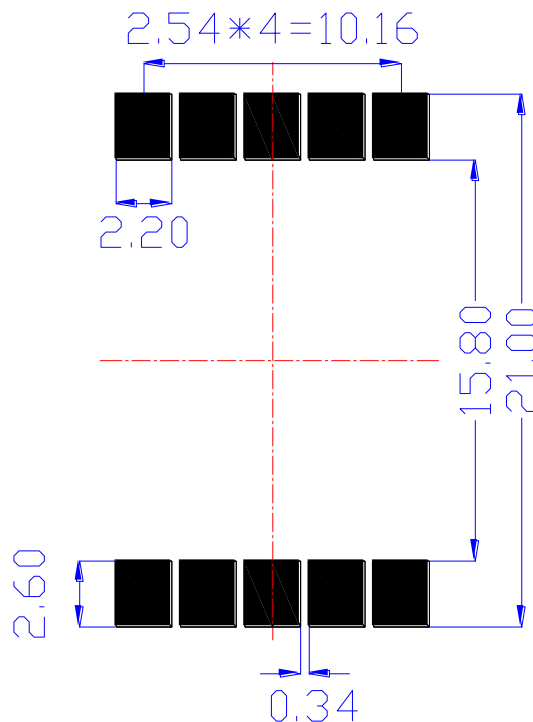
Power dissipation of iron should be smaller than 15W, and temperature should be controllable.

Surface temperature of the device should be under 230°C.

3. Rework :

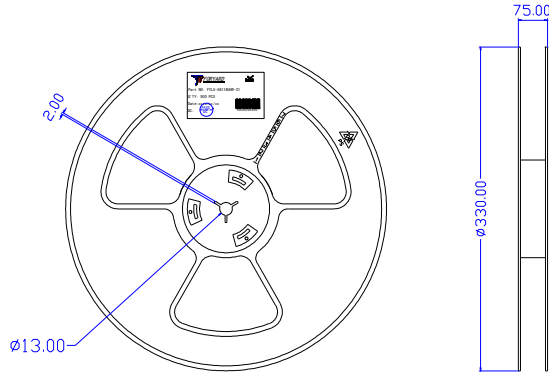
1. Customer must finish rework within 5 sec under 260°C.
2. The head of iron can not touch copper foil.

■ Soldering Pad Size

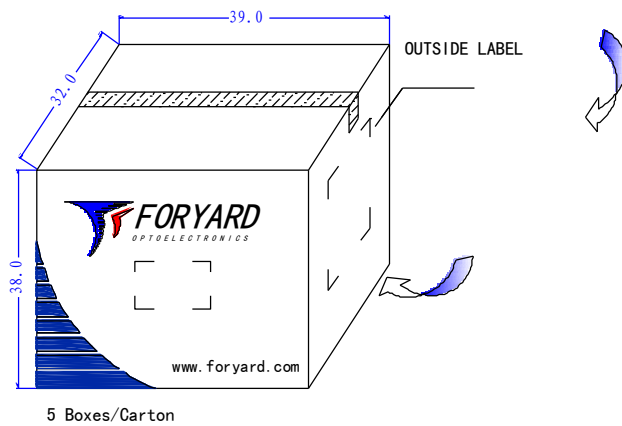



Model No.: FYLS-5611BUG-21

■ Reel Dimensions



■ Packing & Labe Specifications



Note: The specifications are subject to change without notice. Please contact us for updated information.