



PRODUCT SPECIFICATION

Model No.: FYLD-4021BUHR-21

Descriptions & Features:
<ul style="list-style-type: none"> ■ 0.40 Inch (10.00mm) digit height, Double Digits SMD Display ■ Common Anode ■ Emitting Color : Ultra Hi Red ■ Chip Material:AlGaInP ■ Gray Face ■ White Segment



CUSTOMER APPROVED SIGNATURES	APPROVED BY	SALES BY	PREPARED BY
			

NINGBO FORYARD OPTOELECTRONICS CO.,LTD

Add:NO.666 Jinghua Road, Hi-tech Park, Ningbo, Zhejiang, China

Tel: 0086-574-87933652 87927870 87922206

Fax: 0086-574-87927917

E-mail:Sales@foryard.com (General)

Http://www.foryard.com

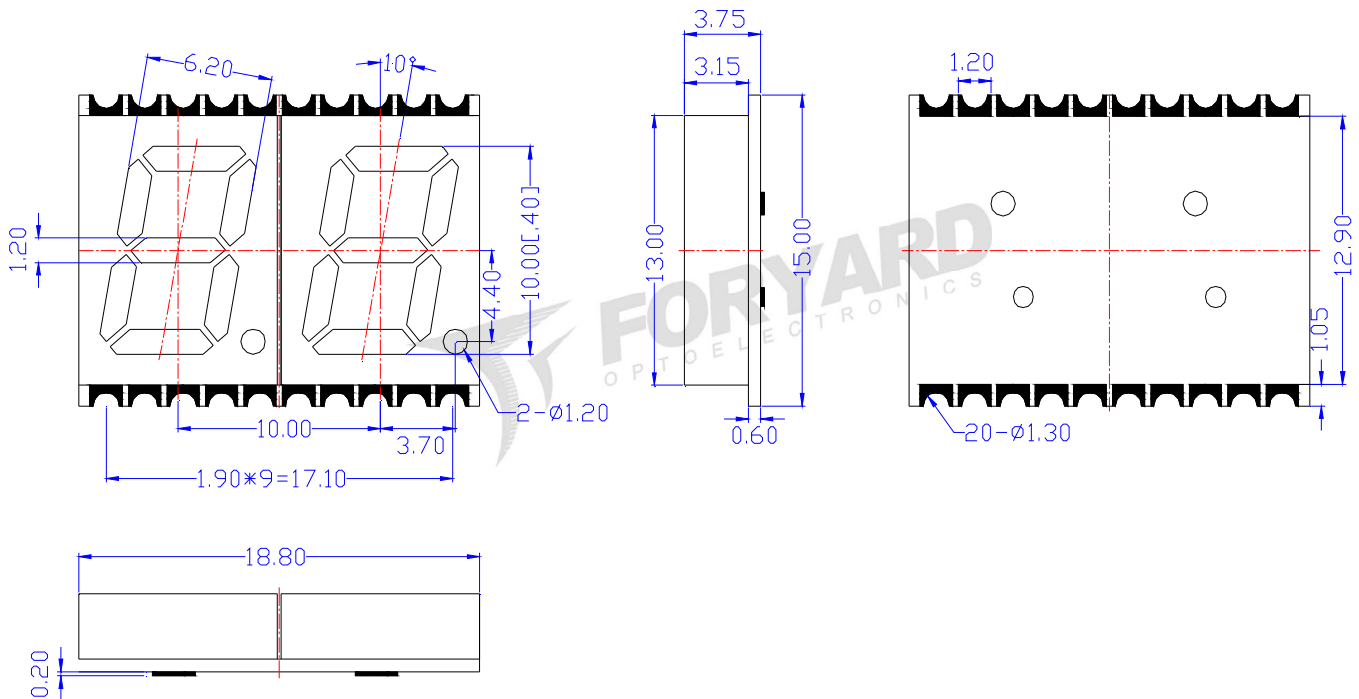
Zip:315103

Model No.: FYLD-4021BUHR-21

Features -

1. 0.40 inch (10.00mm) digit height.
2. RoHS compliant.
3. Low current operation.
4. Low power consumption.
5. Easy mounting on P.C. board.

Mechanical Dimensions

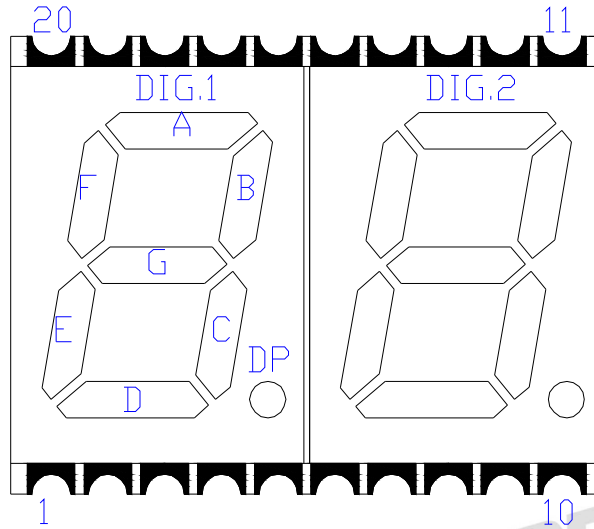


Notes:

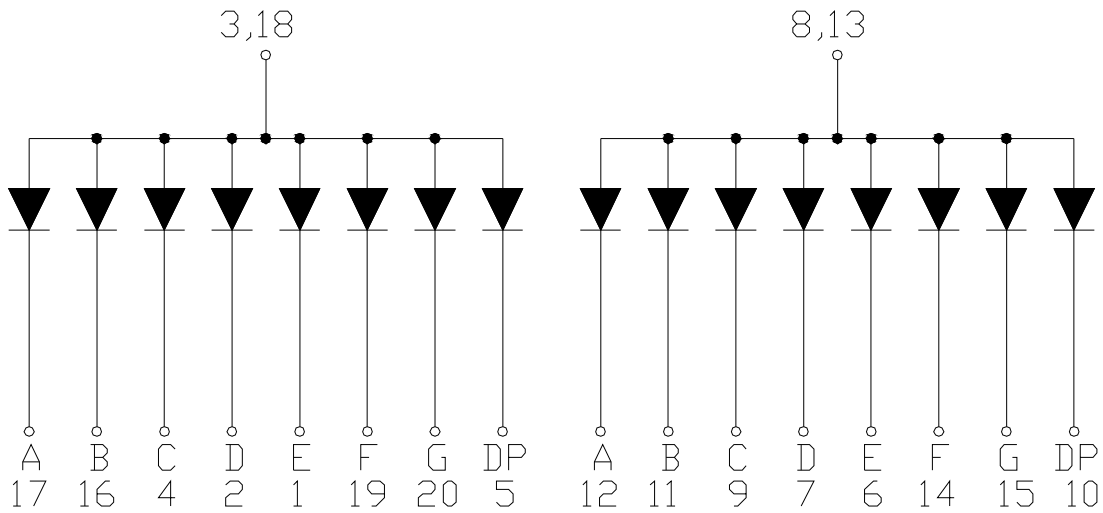
1. All dimensions are in millimeters (inches)
2. Dimension in millimeter [inch], tolerance is ± 0.25 [.010] and angle is $\pm 1^\circ$ unless otherwise noted.
3. Bending \leq Length * 1%.
4. The specifications, characteristics and technical data described in the datasheet are subject to change without prior notice.

Model No.: FYLD-4021BUHR-21

■ All Light On Segments Feature & Pad Position



■ Internal Circuit Diagrams



Model No.: FYLD-4021BUHR-21

■ Absolute maximum ratings

(Ta=25°C)

Parameter	Symbol	Test Condition	Value		Unit
			Min	Max	
Reverse Voltage	VR	IR=30	5	—	V
Forward Current	IF	—	—	30	mA
Power Dissipation	Pd	—	—	100	mW
Pulse Current	Ipeak	Duty=0.1mS,1KHz	—	150	mA
Operating Temperature	Topr	—	-40	+85	°C
Storage Temperature	Tstr	—	-40	+85	°C

■ Electrical-Optical Characteristics

● Color Code & Chip Characteristics:(Test Condition:IF=10mA)

(Ta=25°C)

Emitting Color		Dice Material	Peak Wave Length(λ_p)	Spectral Line halfwidth($\Delta\lambda_{1/2}$)	Forward Voltage(VF) Unit:V		Luminous Intensity (Iv) Unit:
					Typ	Max	
UHR	Ultra Hi Red	AlGaInP	640nm	20nm	1.90	2.50	18-36
Segment-to-Segment Luminous Intensity ratio(Iv-M)						1.5:1	

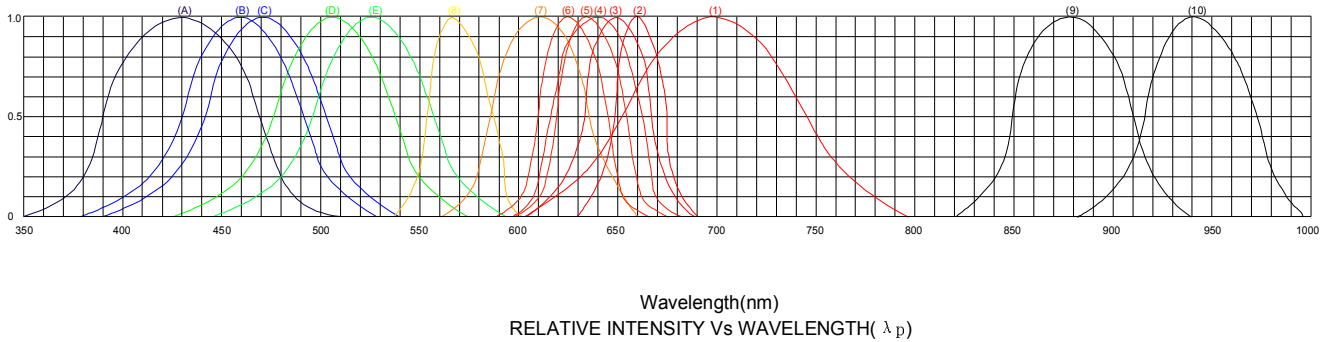
Note:

- 1.Luminous Intensity is based on the Foryard standards.
- 2.Pay attention about static for InGaN

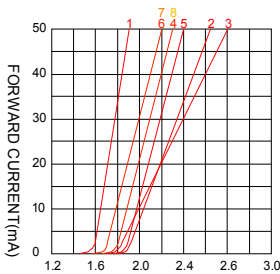
Model No.: FYLD-4021BUHR-21

Typical Electrical / Optical Characteristics Curves

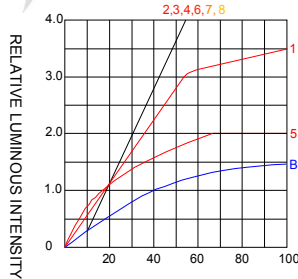
(Ta = 25°C Unless Otherwise Noted)



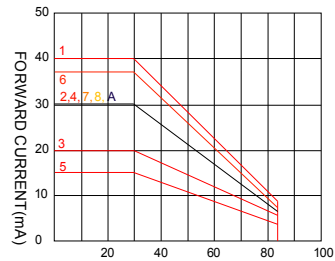
- (1)-GaP 700nm/Red
- (2)-AlGaAs/SH 660nm/Hi Red
- (3)-AlGaAs/DH 650nm/Super Red
- (4)-AlGaInP/640nm/Ultra Hi Red
- (5)-AlGaInP/635nm/Ultra Red
- (6)-GaAlP/AlGaInP/625nm/Orange
- (7)-GaAsP/AlGaInP 610nm/Amber
- (8)-GaP 570nm/Yellow Green
- (9)-GaAlAs 880nm
- (10)-GaAs/GaAs & GaAlAs/GaAs 940nm
- (A)-GaN/SiC 430nm/Blue
- (B)-InGaN/SiC 460nm/Blue
- (C)-InGaN/SiC 470nm/Blue
- (D)-InGaN/SiC 505nm/Ultra Green
- (E)-InGaN/SiC 525nm/Ultra Green



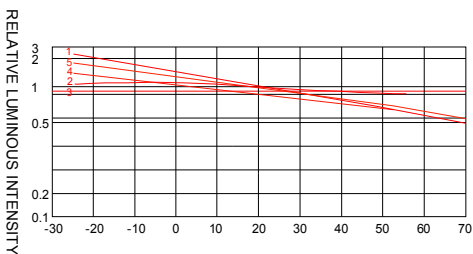
FORWARD CURRENT(mA)
FORWARD VOLTAGE(Vf)
FORWARD CURRENT VS.
FORWARD VOLTAGE



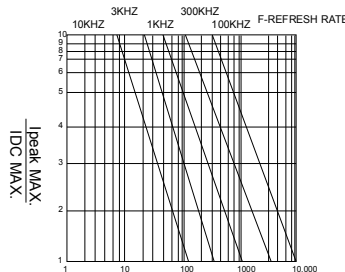
RELATIVE LUMINOUS INTENSITY
FORWARD CURRENT (mA)
RELATIVE LUMINOUS
INTENSITY VS FORWARD
CURRENT



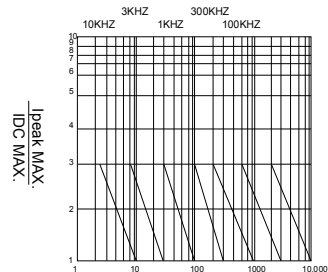
FORWARD CURRENT(mA)
AMBIENT TEMPERATURE Ta(°C)
FORWARD CURRENT VS. AMBIENT
TEMPERATURE



RELATIVE LUMINOUS INTENSITY
AMBIENT TEMPERATURE
Ta(°C)



I_{peak} MAX / I_{DC} MAX.
tp-PULSE DURATION uS
(1,2,3,4,6,8,B,D,J,K)

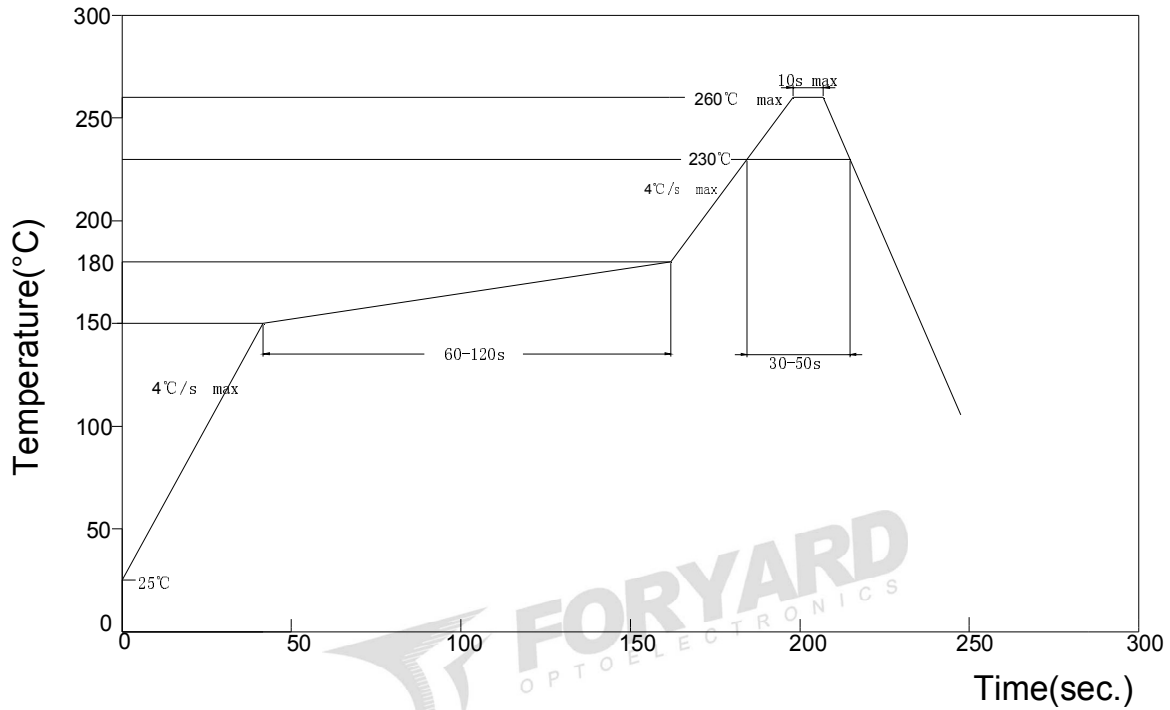


I_{peak} MAX / I_{DC} MAX.
tp-PULSE DURATION uS
(5)

NOTE:25°C free air temperature unless otherwise specified

Model No. : FYLD-4021BUHR-21

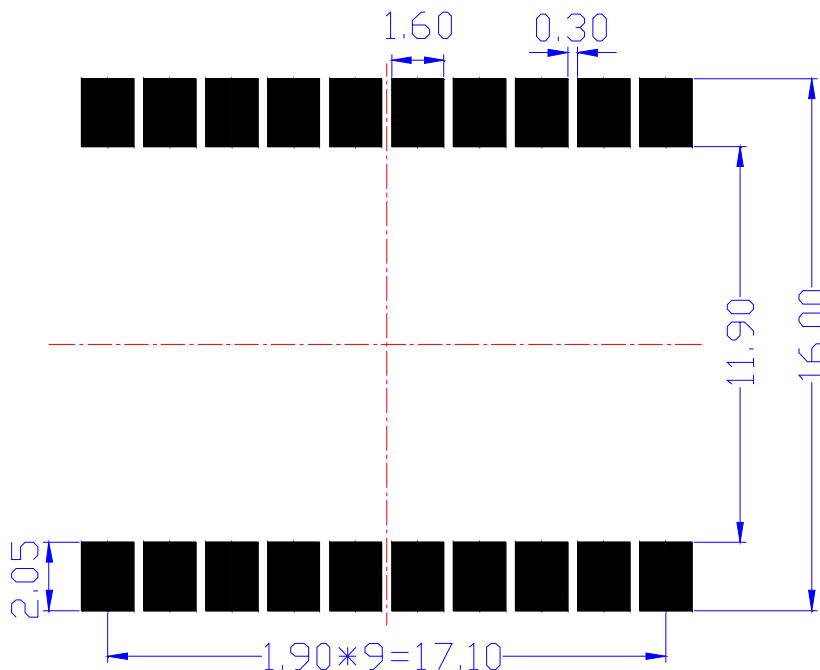
IR Reflow Temperature / Time :



NOTES:

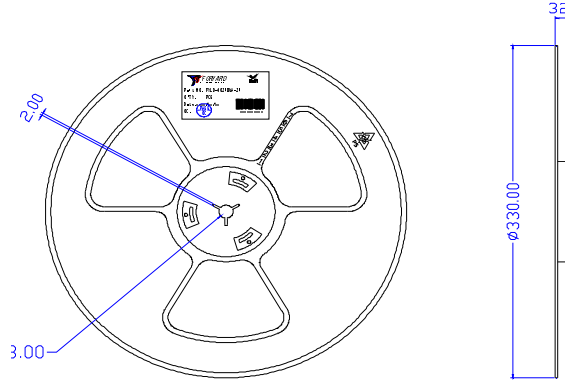
1. We recommend the reflow temperature 245°C (+/-5°C) . The maximum soldering temperature limited to 260°C .
2. Don't cause stress to the epoxy resin while it is exposed to high temperature .
3. Number of reflow process shall be 2 times or less .

Soldering Pad Size

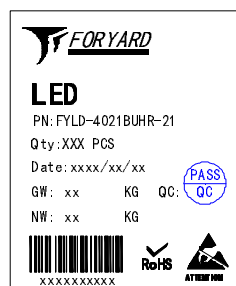
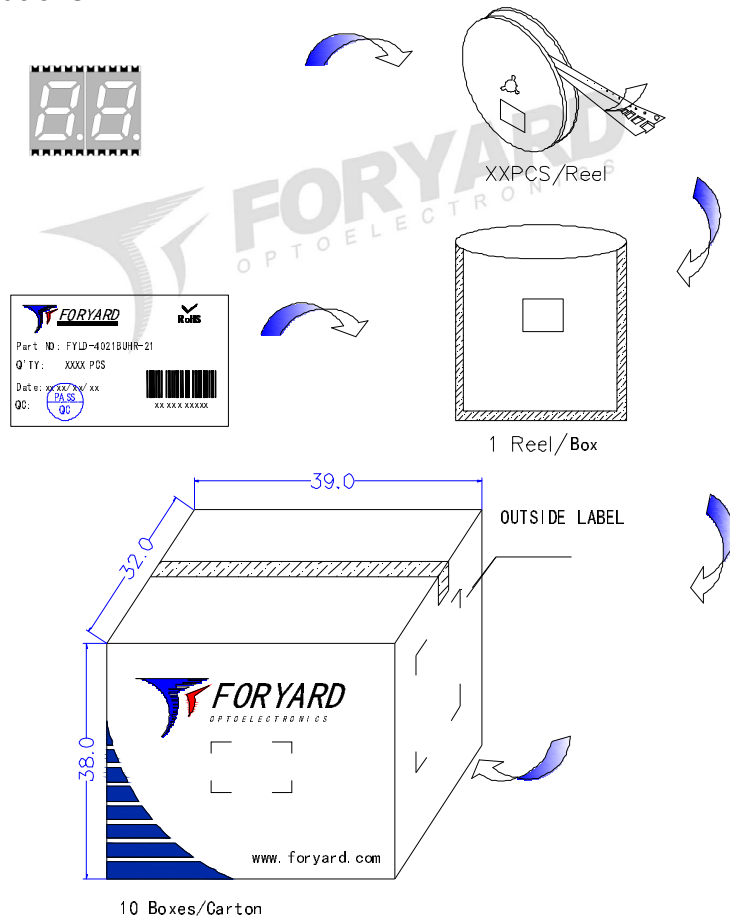


Model No.: FYLD-4021BUHR-21

■ Reel Dimensions



■ Packing & Labe Specifications



OUTSIDE LABEL

Note: The specifications are subject to change without notice. Please contact us for updated information.